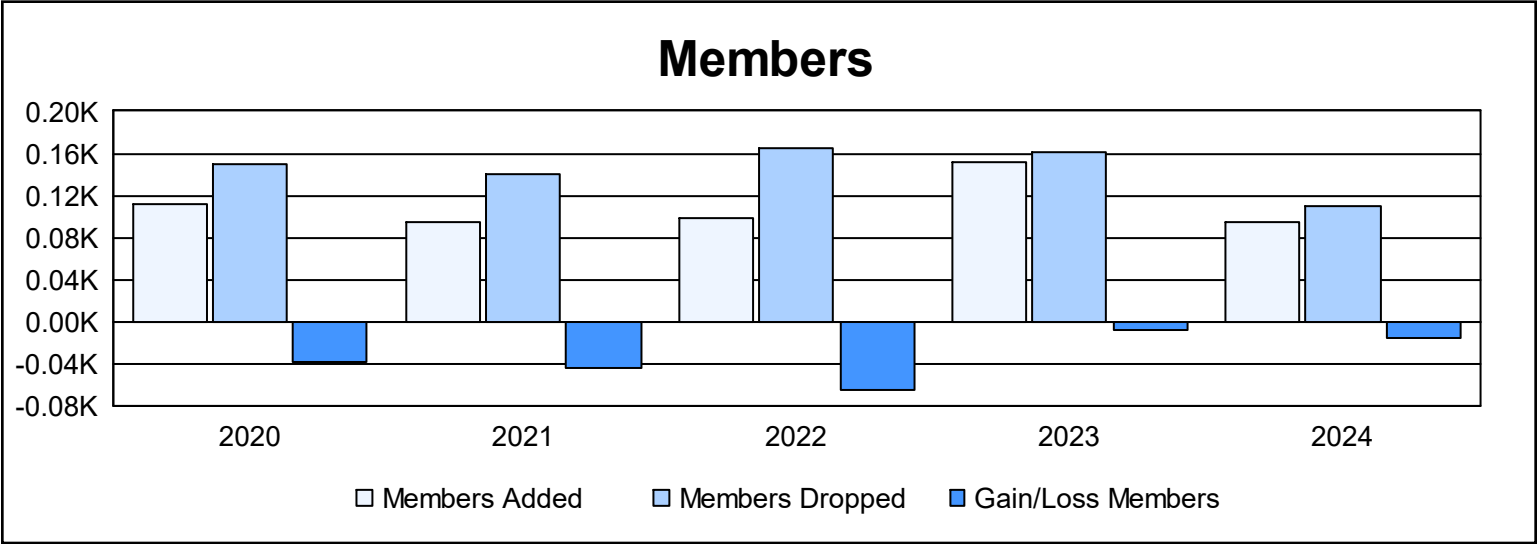
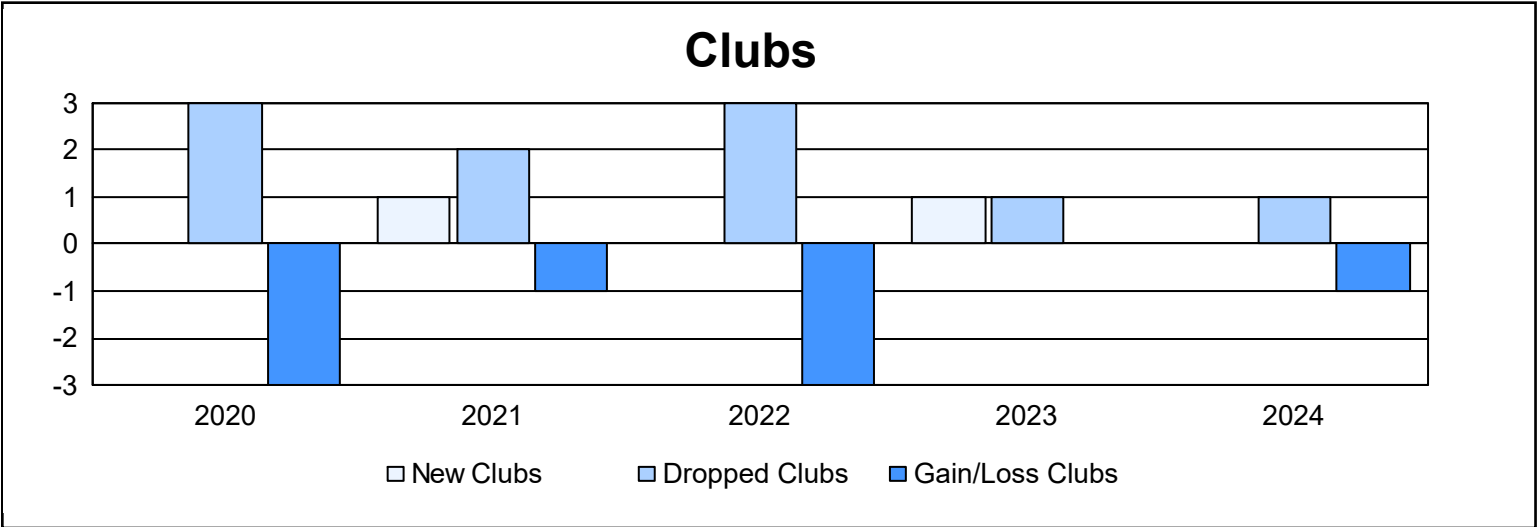
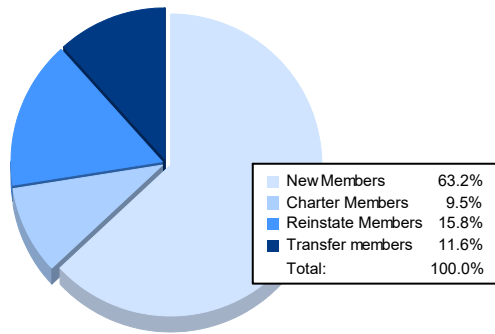


Year	New Clubs	Dropped Clubs	Gain/ Loss Clubs	New Members	Charter Members	Reinstate Members	Transfer Members	Total Member Added	Total Members Dropped	Gain/ Loss Members
2019-2020	0	3	-3	79	14	9	9	111	150	-39
2020-2021	1	2	-1	59	31	2	3	95	140	-45
2021-2022	0	3	-3	83	6	7	3	99	164	-65
2022-2023	1	1	0	91	46	13	2	152	161	-9
2023-2024	0	1	-1	60	9	15	11	95	110	-15
Average	0	2	-2	74	21	9	6	110	145	-35



### Membership Composition June 2024 Cumulative



### Gender Composition June 2024 Cumulative

